

SHOPBASICS

for all your retail & display needs

ABN: 47 071 264 581

PO Box 1573
Fyshwick ACT 2609
Phone (02) 6280 4128
Fax (02) 6280 4736

Email: sales@shopbasics.com.au
website: www.shopbasics.com.au

Factory and showroom
167 Newcastle Street
Fyshwick ACT 2609

Glass Cube Display Cases

Modular Display System.....

The Professionals Choice

Assembly.....positioning of connectors

The Glass for the three units below is 5mm toughened glass.
The chrome glass connectors are designed to accept 5mm glass.



Single Cube Unit

Approx.:
420mm x 400mm x 400mm
Includes: Mirror Bottom Shelf
Hinges & Lock Connectors
Padlock not included
**Glass & Connector Pack
Unassembled**

\$158.40 each



Three Level Cube Unit

Approx.:
840mmH x 400mm x 400mm
Includes: Mirror Bottom Shelf
Hinges & Lock Connectors
Padlock not included
**Glass & Connector Pack
Unassembled**

\$272.30 each



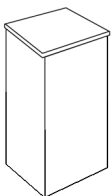
4 Level Cube Unit

Approx.:
1650mmH x 400mm x 400mm
Includes: Mirror Bottom Shelf
Hinges & Lock Connectors
Padlock not included
**Glass & Connector Pack
Unassembled**

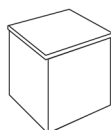
\$494.95 each

Bases to Suit Cube Units:

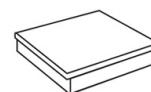
Made from: Black MDF, 440mmW x 440mmD



900mmH
\$326.75 each



500mmH
\$208.85 each



100mmH
\$136.90 each